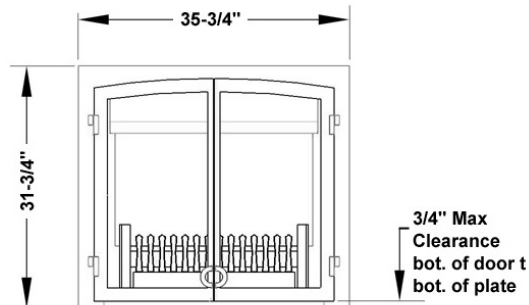




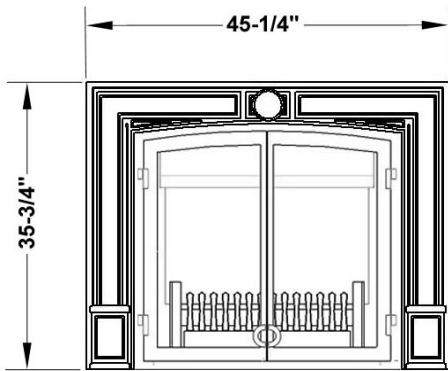
Model 610 FVI / 615 CVI FenderFire Screened Front and Cast Mantle for Model 534/535 Direct Vent Heaters

July, 2003



Note - Bottom of plate is flush with bottom of heater. Install bottom of heater flush with finished hearth.

610 FVI Front Dimensions

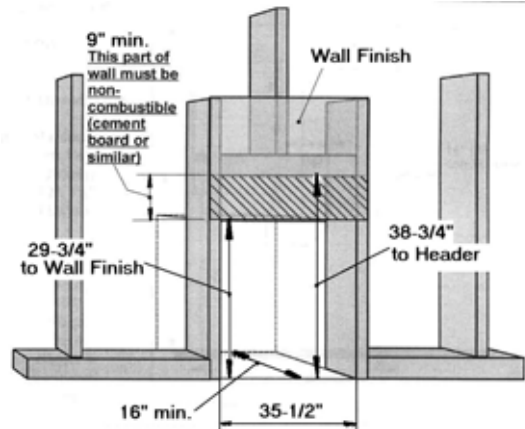
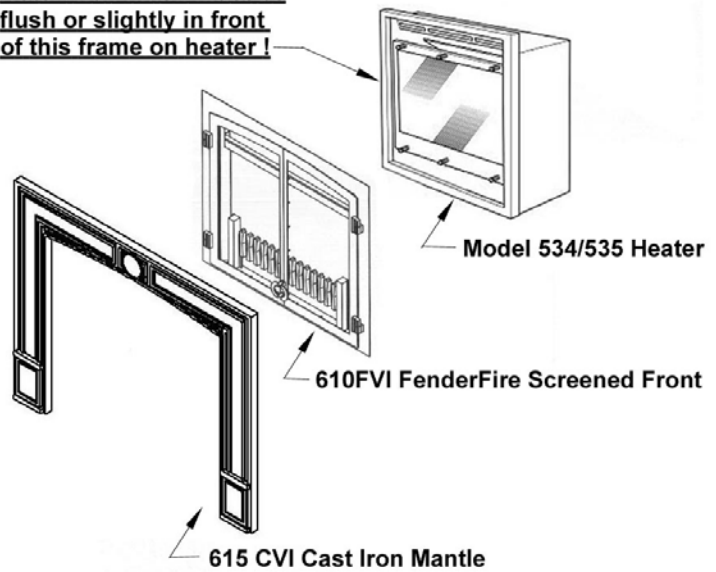


610 FVI with 615 CVI Front

General

The 610 Fenderfire screened front and 615 Cast Mantle may be fitted to any valor model 534/535 heater, either at the time the heater is installed or retrofitted afterwards (provided existing wall and hearth finish allow (see diagrams). Installation of the FenderFire front does not affect mantle clearances, framing dimensions, or any other specifications listed in the heater installation manual - see installation manual packed with the heater. **The 610 FenderFire front may be used on its own or with optional 615 cast iron outer plate as shown.**

Note - wall finish must be flush or slightly in front of this frame on heater!



535 Top Vent Framing Dimensions