

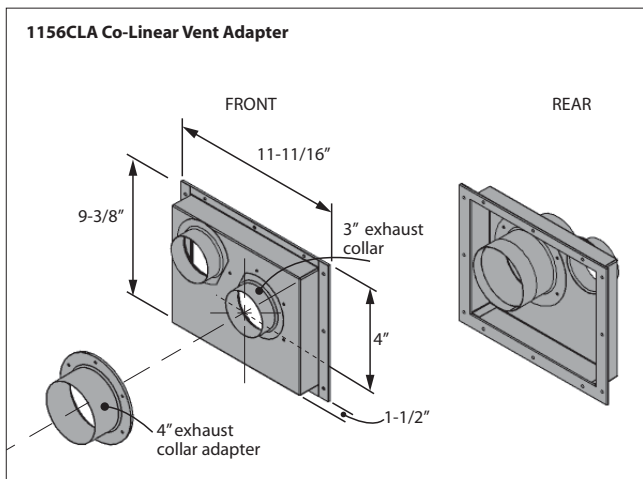
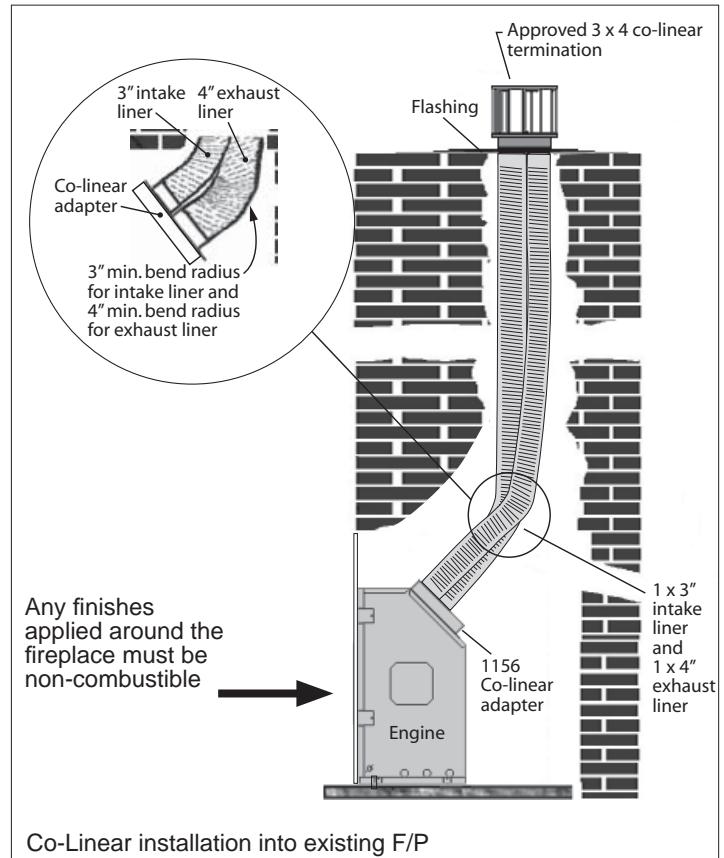
Conversion to Co-Linear Liners using Valor 1156CLA Co-Linear Adapter

Co-linear portion of vent system may only be installed within a solid-fuel burning fireplace and chimney.

The appliance must not be connected to a chimney flue serving a separate solid-fuel burning appliance. Requires an 1156CLA Valor Co-Axial-to-Co-Linear appliance adapter, two lengths of 2-ply flexible chimney liner, one 3" diameter liner for intake and one 4" diameter liner for exhaust, both approved for venting gas appliances, a 3 x 4 co-linear termination kit and flashing. *Firebox zero clearance stand-offs and heat shield supplied with the heater are not required for this application.*

Rules for Co-Linear Venting

- Maximum 40 feet vertical pipe
- Minimum 10 feet vertical
- Maximum offset 8 feet with liners at minimum 45 degrees from horizontal plane
- Restrictor: Use #4 position for all co-linear installations—refer to heater installation manual for restrictor positioning.

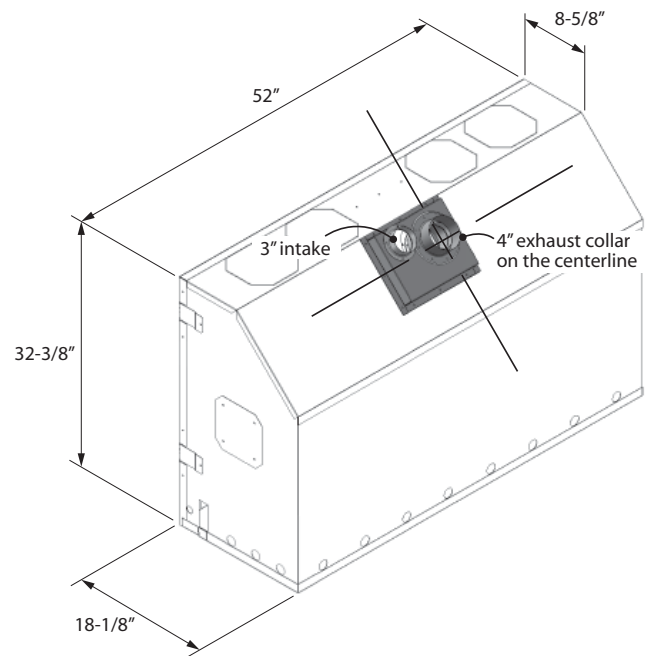


Dimensions with co-linear adapter

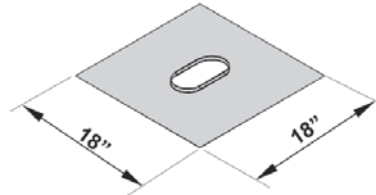
Dimensions shown are with Valor 1156CLA co-linear adapter.

Installation

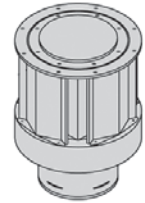
For installation of the adapter to the appliance, see the instructions supplied with the 1156CLA.



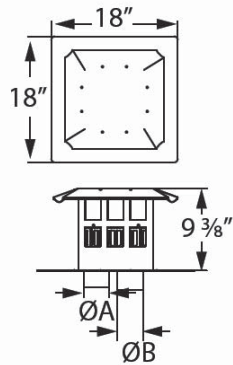
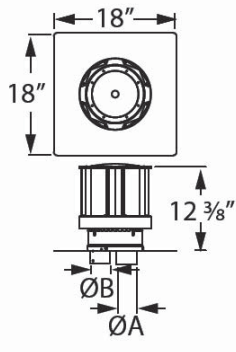
Example of co-linear terminal configurations



Flashing Kit



Terminal Cap



Co-linear terminal kits