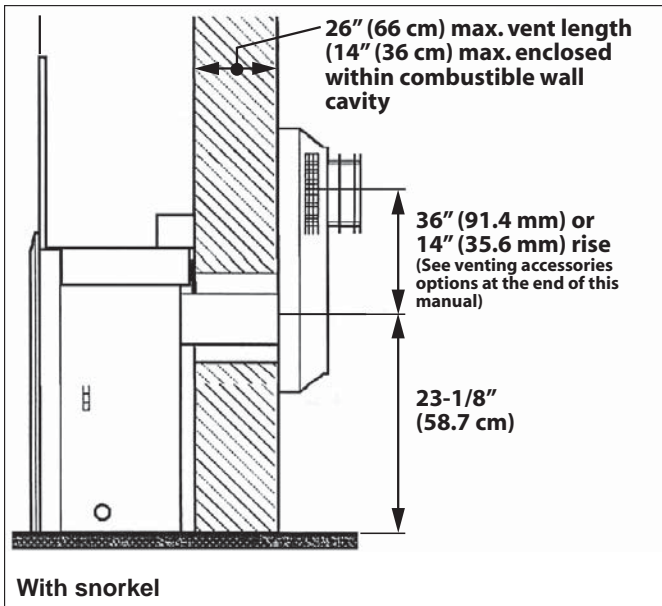
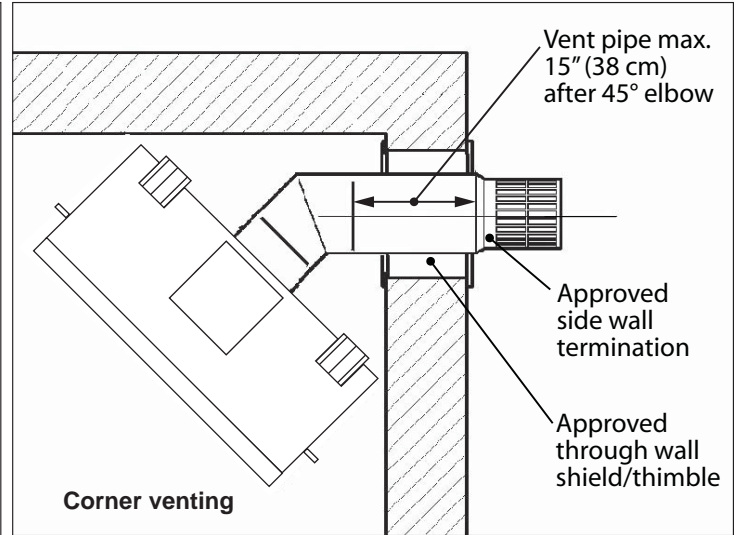
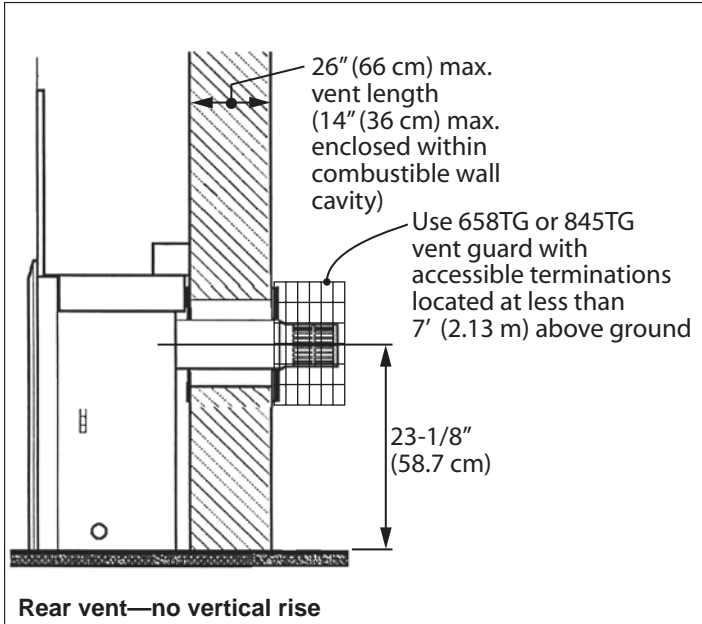
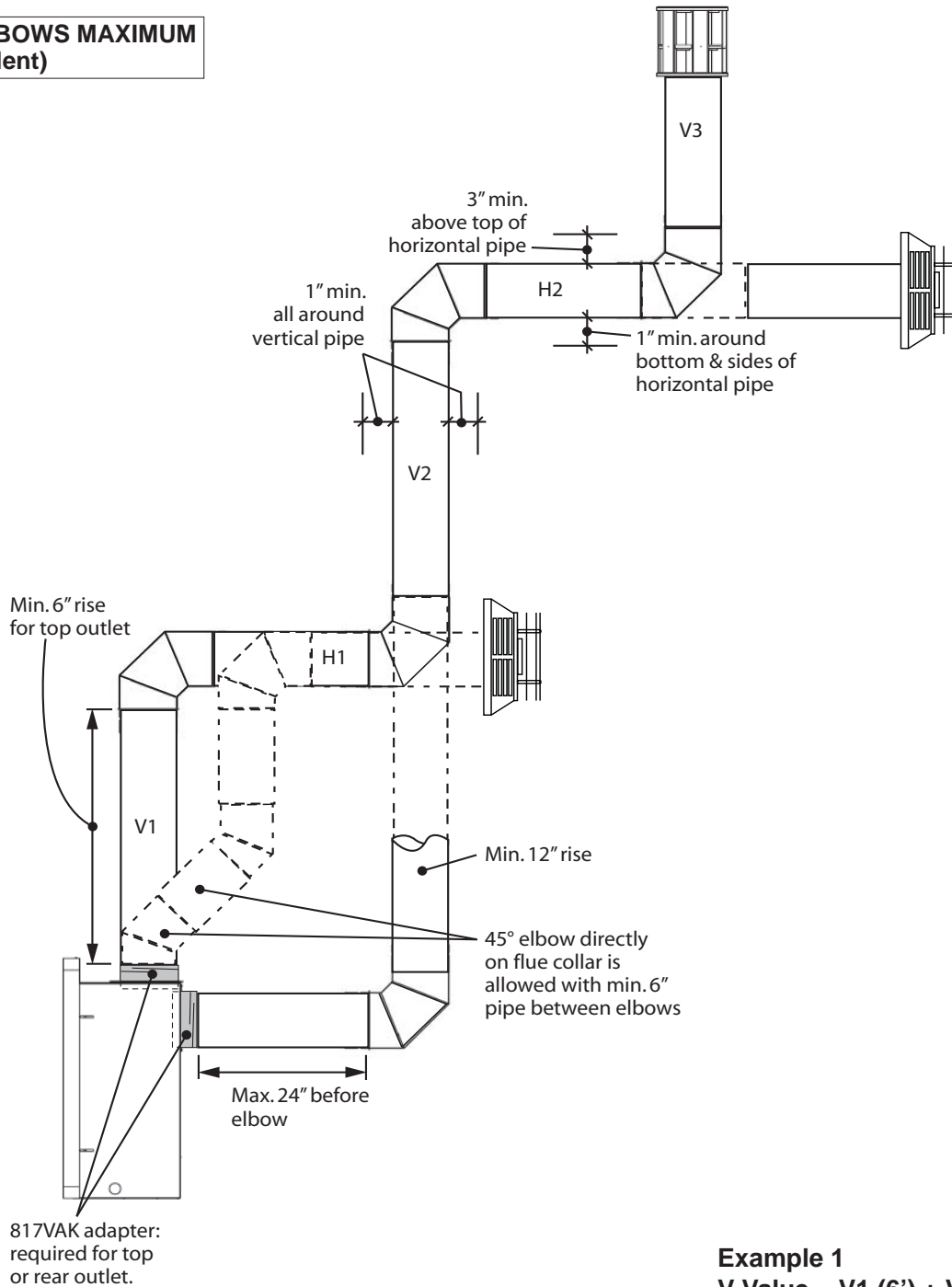


**Rear Vent with No Vertical Rise**



**Co-Axial Venting Configurations with Vertical Rise**

**4 x 90° ELBOWS MAXIMUM  
(or equivalent)**



**Example 1**

**V Value = V1 (6') + V2 (6') + V3 (2') = 14'**  
**H Value = H1 (3') + H2 (3') = 6'**

## How to Read the Venting Chart

The chart below applies to co-axial roof or wall termination in installations with vertical rise. See page 1 for installations with no vertical rise.

1. The total length of the vent pipe cannot exceed 40 feet (12.2 m).
2. The minimum vertical height with roof termination is 10 feet (3.05 m).
3. Any combination of rise and run can be used as long as they are within the allowable limits shown on the chart below.
4. A maximum of 4 x 90 degrees elbows—or equivalent (2 x 45 degrees = 90 degrees)—can be used.
5. Each 90 degrees elbow installed on the horizontal plane is equivalent to a 3 feet horizontal pipe; therefore, 3 feet must be subtracted from allowable horizontal run. (45 degrees elbow is equivalent to 18 inches horizontal pipe.)
6. All horizontal pipe runs must be graded 1/4 inch per foot upwards in the direction of the exhaust flow. The final pipe length, when terminating through the wall may be graded downwards slightly to prevent water migration.
7. Maximum co-linear venting is 40 feet (12.2 m).
8. Restrictors are required for all installations—see heater's installation manual.

## Venting Chart—Allowable Co-Axial Vent Configurations with Vertical Rise

