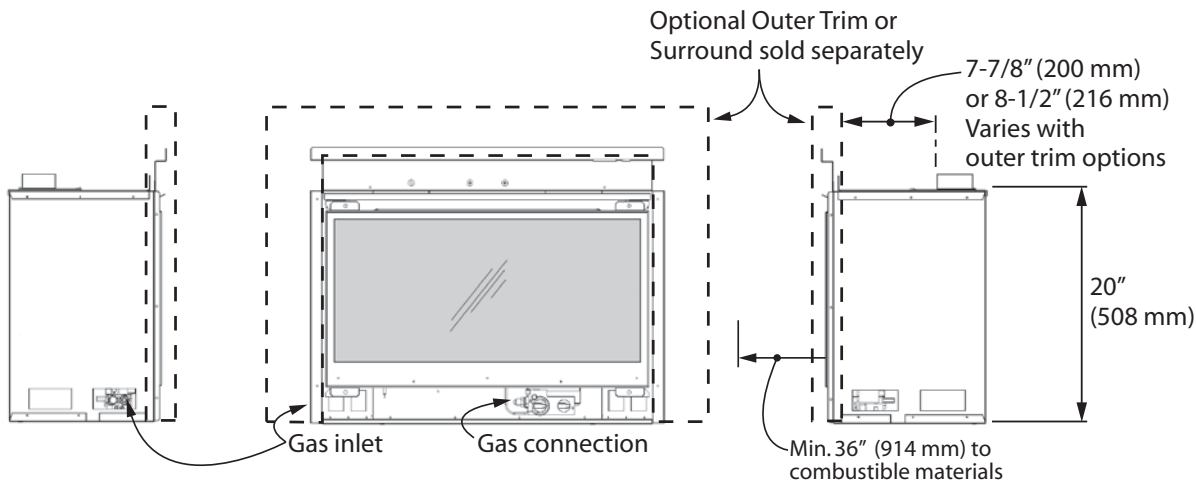
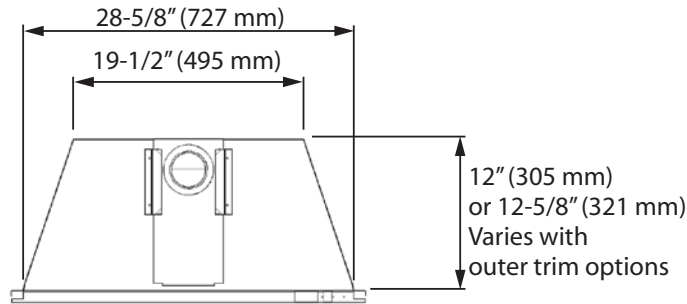
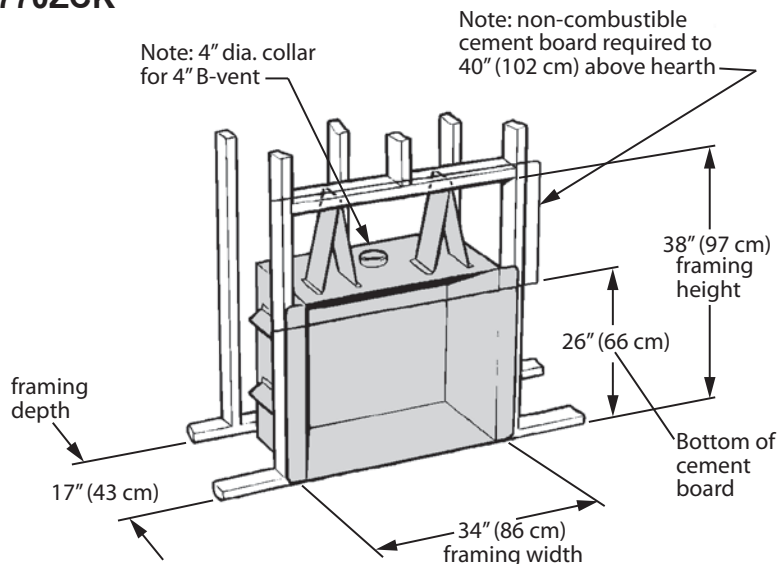


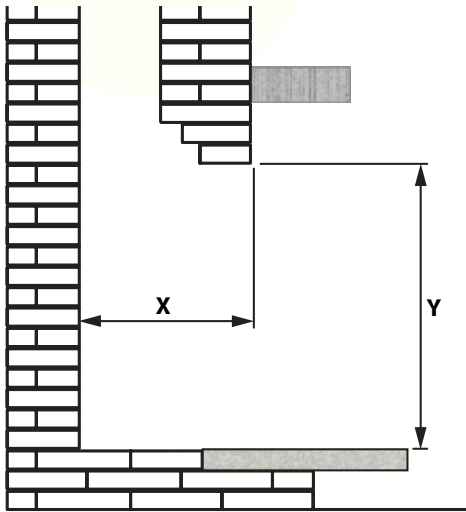
This appliance, as supplied, may ONLY be installed in an existing unaltered, functioning solid-fuel burning fireplace with a working flue and constructed of non-combustible material. This appliance is APPROVED for installation into combustible type construction only when using the 770ZCK Zero Clearance Kit (see separate instructions packaged with the kit for details).

Dimensions



770ZCK





Cavity

Check that masonry step does not interfere with install dimensions or vent pipe.

If mantel is combustible, see *Clearances* next page for allowable clearances.

Minimum width of fireplace opening at front: 28" (711 mm)

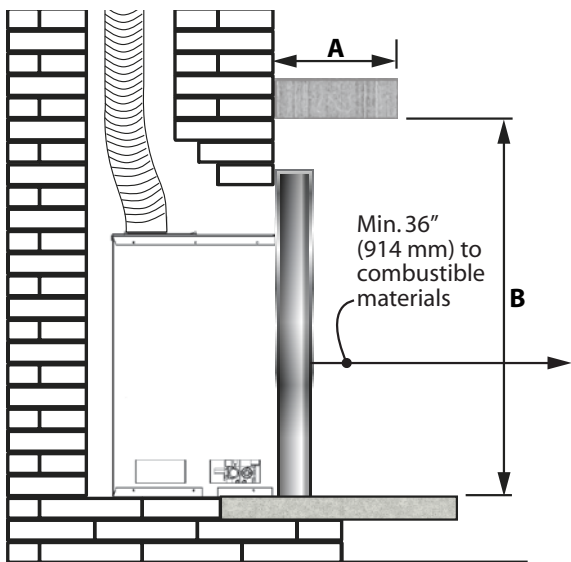
X = 12" (305 mm) or 12-5/8" (321 mm)—varies with outer trim options

Y = 20" (508 mm)

Combustible Mantel Clearances

Mantel Pro- jection A	1" (25 mm)	4" (101 mm)	8" (203 mm)	14" (355 mm)
Mantel Height B*	28" (711 mm)	32" (813 mm)	35" (889 mm)	38" (965 mm)

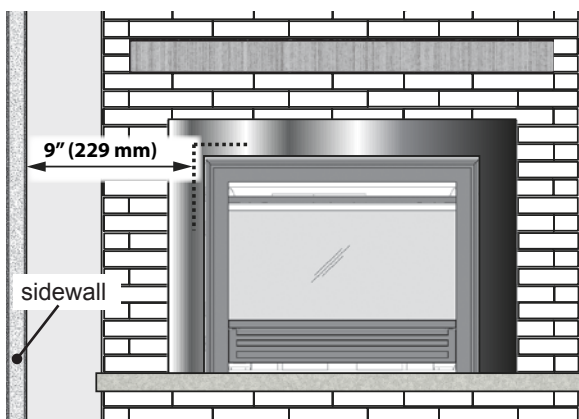
*Measure taken from the underside of the mantel to finished hearth or surface that the unit is sitting on.



Finishing Materials

Combustible materials: Material such as wood, compressed paper, plant fibers, plastics or any material capable of igniting and burning, whether flame-proofed or not, plastered or un-plastered.

Non-combustible materials: Material such as steel, iron brick, tile, concrete or materials that bear the UL mark for zero (0) fire rating.



Sidewall Clearances

Minimum distance from side of appliance (liner box) to combustible wall: 9" (229 mm).