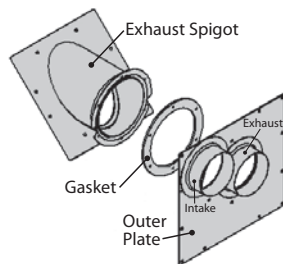
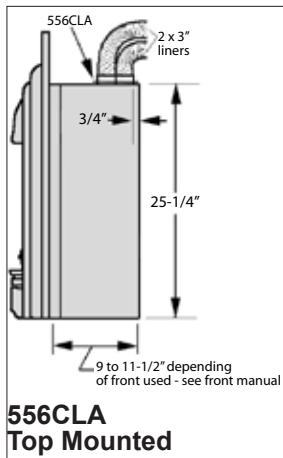
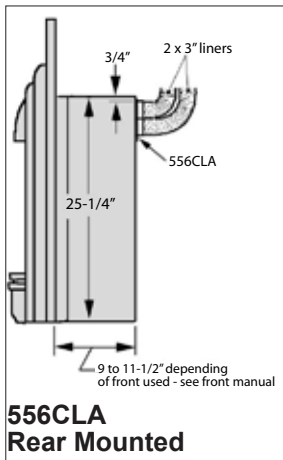


Co-linear Venting into Existing Solid-Fuel Burning Fireplaces and Chimneys

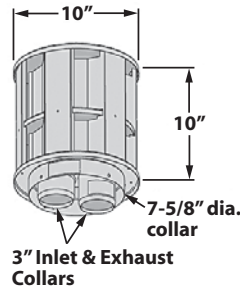
A Co-linear adapter may be installed as top or rear outlet—see the heater installation manual for conversion to top outlet.

- Co-linear and co-axial venting may be combined in a single venting system provided conversion is done only once using approved components and maintaining proper clearances;
- Three-inch liners may only be installed into solid-fuel burning fireplaces and chimney systems (no combustible construction);
- The appliance must not be connected to a chimney flue serving a separate solid-fuel burning appliance.

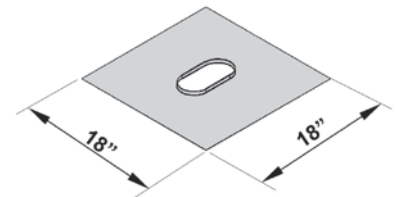
- The Closure Plate 3336CP (33" x 36") can be installed to cover space between the fireplace and the edge of the cavity.



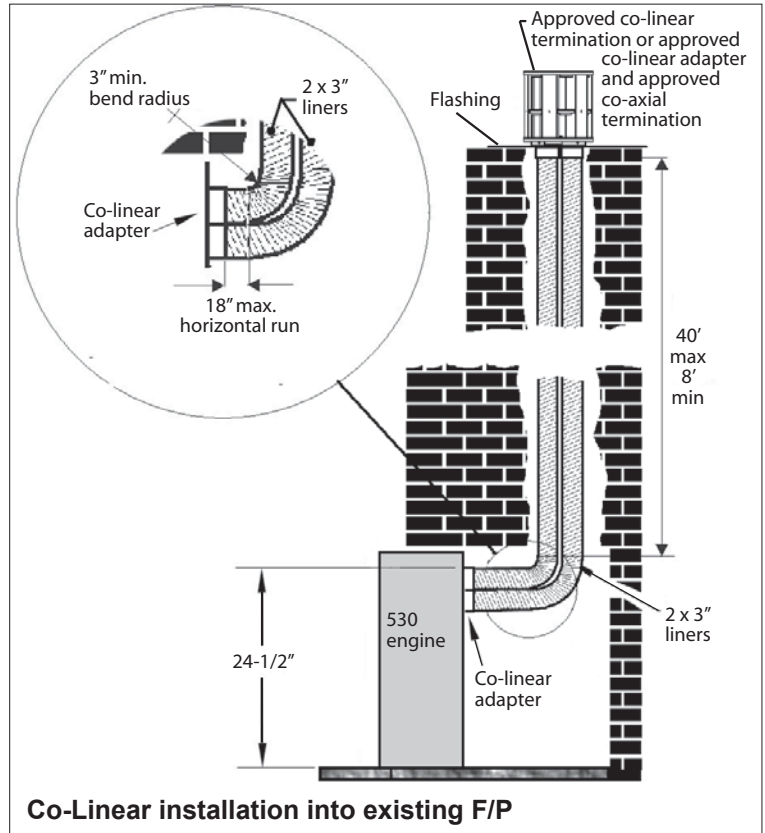
556CLA Kit



559CLT Co-Linear Terminal

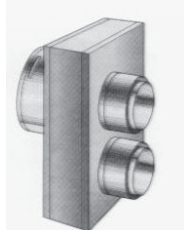


559FSK Flashing Kit

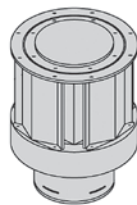


Co-Linear installation into existing F/P

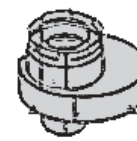
Alternate to 556CLA/559CLT/559FSK Conversion



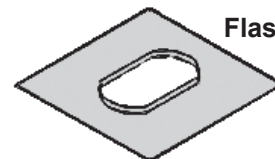
Co-Axial to Co-Linear Adapter



Terminal Cap



Co-Linear to Co-Axial Adapter



Flashing