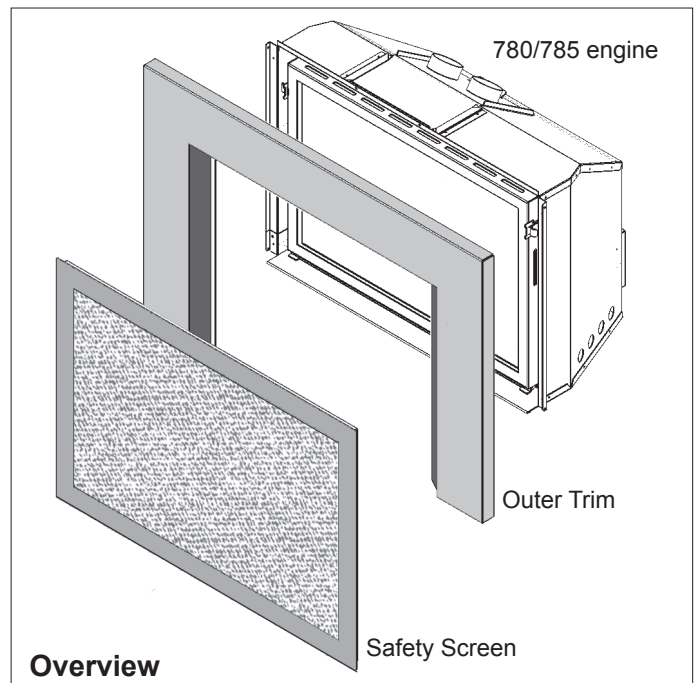
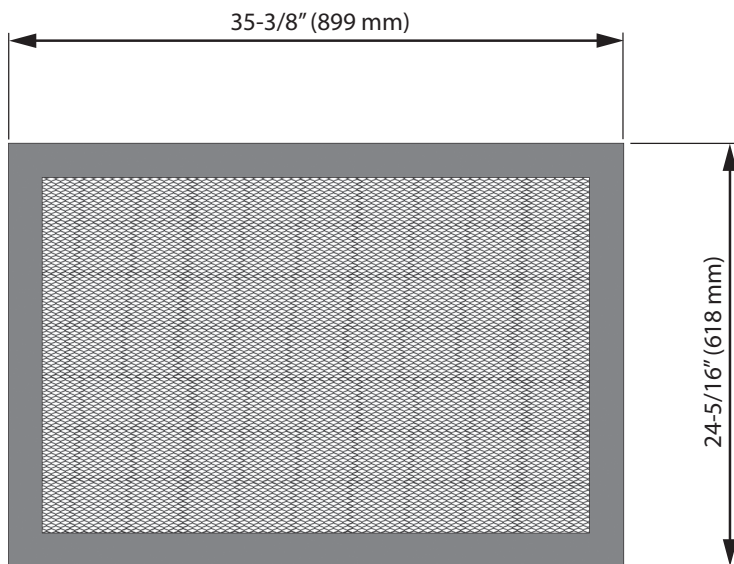


797FSB Framed Safety Screen

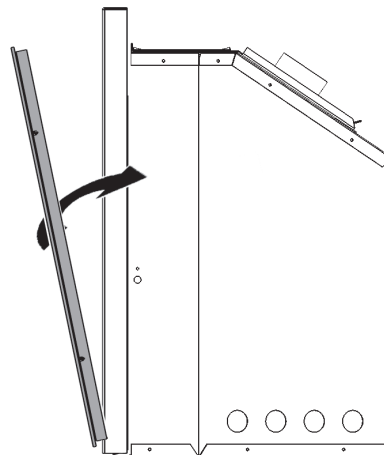
INSTALLATION INSTRUCTIONS

Use with **Valor 780 & 785 Models only**

The 797 safety guard is intended to be used on Valor heaters models 780 & 785. Mounting of the 797 does not affect clearances, framing dimensions, or other specifications listed in the heater installation manuals—see installation manual supplied with the heater.



Hold screen upright centrally to the fireplace and gently snap it to the trim.



Because our policy is one of constant development and improvement, details may vary slightly from those given in this publication.

Designed and Manufactured by / for

Miles Industries Ltd.

190 – 2255 Dollarton Highway, North Vancouver, B.C., CANADA V7H 3B1

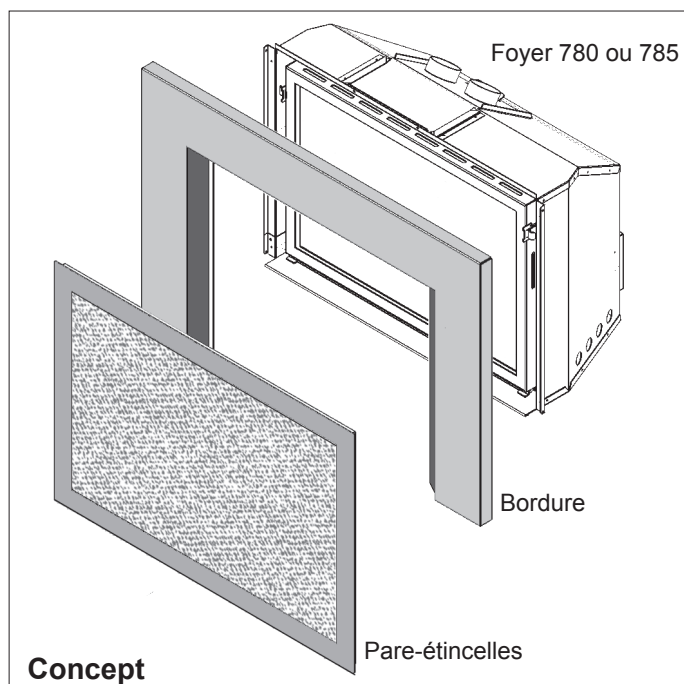
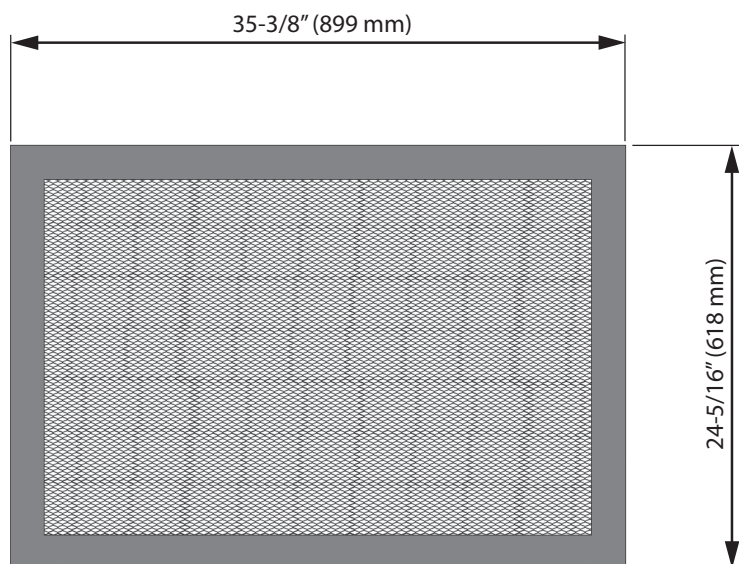
Tel. 604-984-3496 Fax 604-984-0246

www.valorfireplaces.com

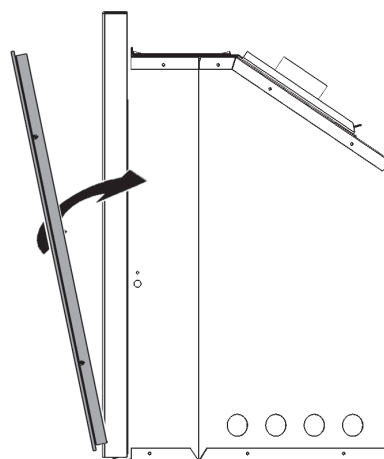
Pare-étincelles 797FSB Directives d'installation

Utilisez avec les foyers **Valor Legend G4 780 et 785 seulement**

Le Pare-étincelles 797 est conçu pour les foyers Valor Legend G4 780 et 785. L'installation du pare-étincelles 797 n'affecte pas les dégagements et autres caractéristiques indiqués dans le guide d'installation du foyer—consultez le guide d'installation pour plus d'information.



Centrez le pare-étincelles aimanté sur la bordure et fixez-le.



Parce que nous favorisons une politique de développement continu, certains détails de la présente publication peuvent varier.

Conçue et fabriquée par / pour
Miles Industries Ltd.

190 – 2255 Dollarton Highway, North Vancouver C.-B., CANADA V7H 3B1
Tél. 604-984-3496 Téléc. 604-984-0246

www.foyervalor.com